

KE Sink 30" x 17" – U/M



Kitchen Sinks

Code: 1870 660

AISI 304 Stainless steel
Foster brushed
Undermount



DETAILS

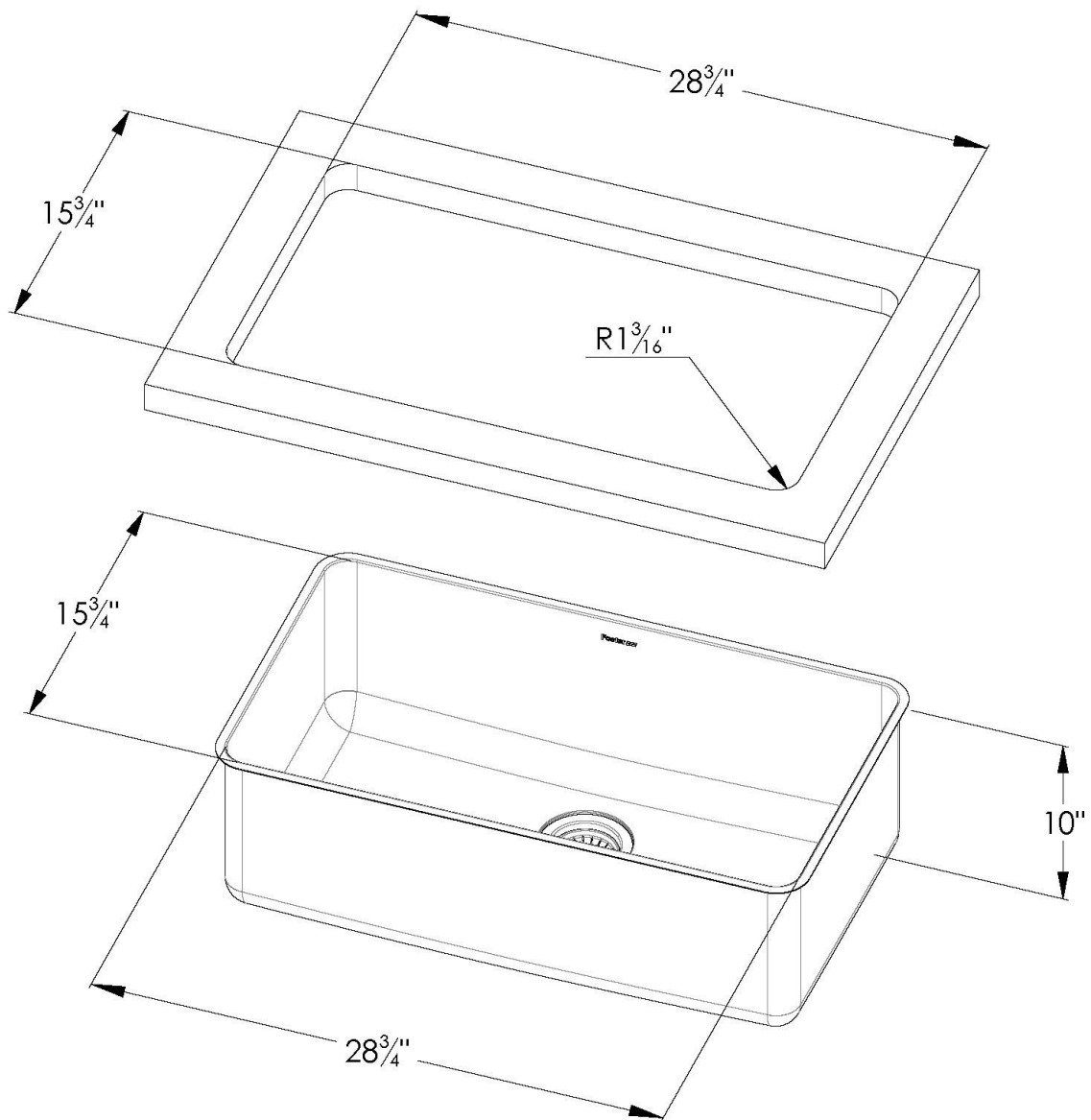
Series	KE
Material	AISI 304 stainless steel
Finish	Foster brushed
Edge/Installation Type	Undermount
Thickness	18 Gauge (1.2 mm)
Overall dimensions	29 3/4" x 16 3/4"
Bowl dimension	1 bowl 28 3/4" x 15 3/4"
Bowl depth	10"

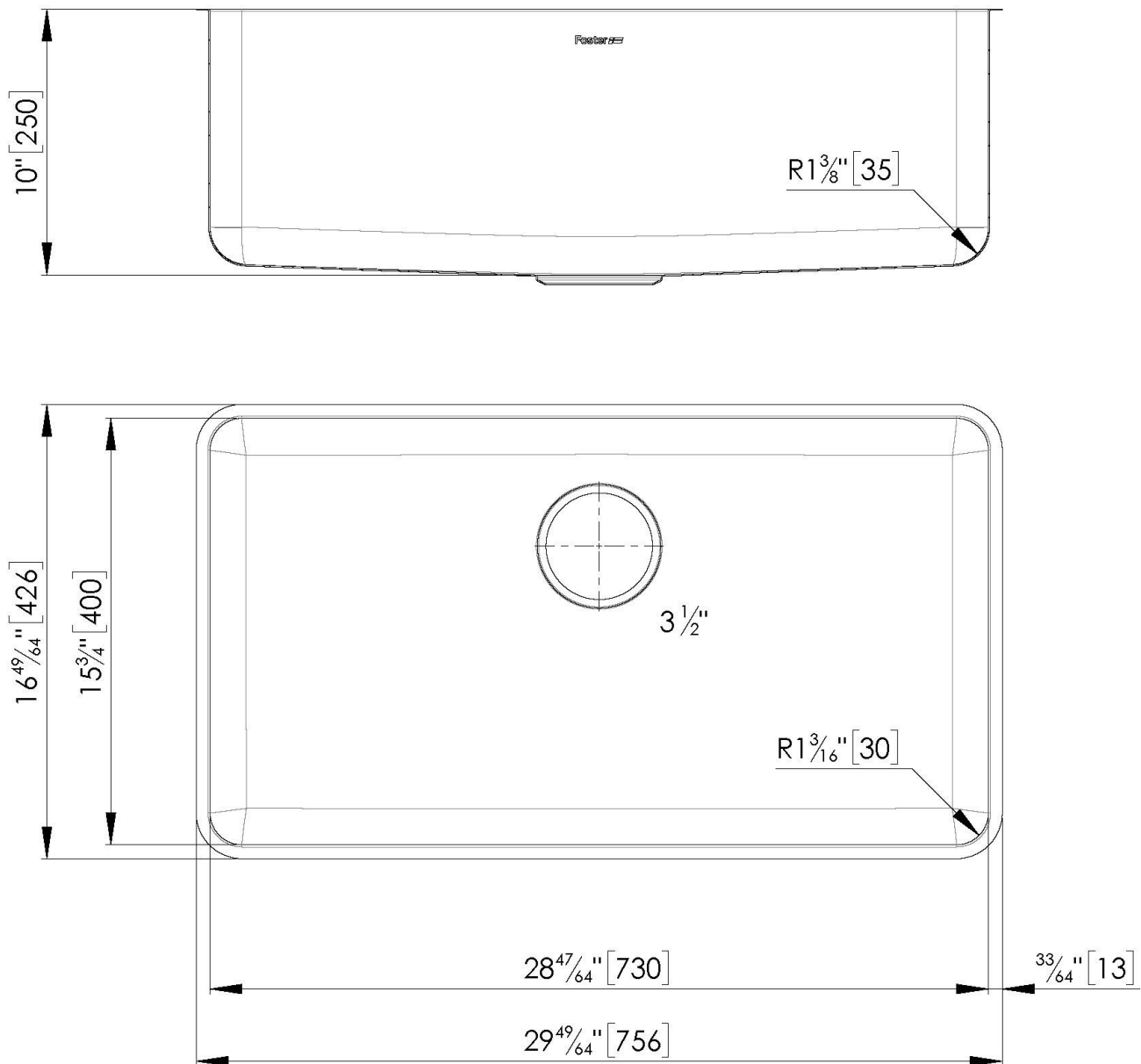
Cut out	28 ³ / ₄ " x 15 ³ / ₄ "
Waste fitting type	3 ¹ / ₂ " - with stainless steel basket
Underside	Protected with heavy duty undercoating
Fixing system	Undermount fixing kit (brass insert and clips)

FEATURES

Basket 3,5" waste fitting	The drain is equipped with a large 3.5" drain, with the practical basket cap that prevents the discharge of solid parts.
High thickness 1.2	1.2 mm thick steel. A significant thickness, which guarantees the maximum sturdiness and durability.
Deep bowls	This bowls reach an important depth, over 20 cm, thanks to the advanced production technology, that can be offer great capieny and praticity in all the washing operations.

TECHNICAL DATA





OPTIONAL ACCESSORIES



Chopping Board
8631 300



Grating kit complete with ring support and food collection tray
8159 101
* only in combination with the accessory
8644 101



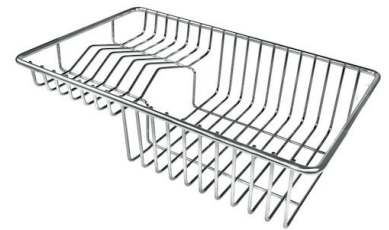
HDPE Chopping board
8657 001



HPDE Chopping board GREY
8657 002



Iroko-wood sliding chopping board with stainless steel colander
8644 044



Stainless Steel dishes holder
8100 303
* only in combination with the accessory
8644 101



Stainless steel perforated pan
8151 000
* only in combination with the accessory
8644 101



Twin Chopping Board
8644 101



Waste disposer throat
8669 043



White bowl
8153 100

RECOMMENDED PAIRINGS



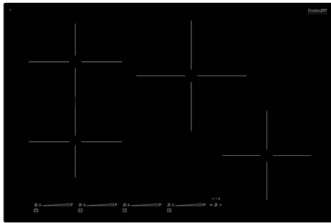
Faucet Capri
8467 005



Faucet Capri | Satin finish
8467 105



Milano Cooktop 5 burners
7638 900



Induction Cooktop 30"
7371 947